Safe and unsafe situations

Elastoplast Kids First Aid PROGRAMME

How many safe and unsafe situations can you spot in the kitchen?

Colour in any unsafe situations you can see.



Making things safer

Elastoplast Kids First Aid PROGRAMME

List some things you think safe and also list some things you think are unsafe.

1. _____

2. _____

3. _____

4. _____

5. _____

6. _____

7. _____

8. _____

9. _____

10. _____

11. _____

12. _____

Making myself safer

Elastoplast Kids First Aid PROGRAMME

1. Draw a picture of a situation you think is unsafe. Include yourself in the picture.

2. Describe your drawing and write about what you think is safe and unsafe. Provide reasons for your decisions.

Additional Resources

Fact sheet: Burns and Scalds

https://www.stjohn.org.nz/first-aid/first-aid-library/burns

Fact Sheet: Wound Care Three Steps

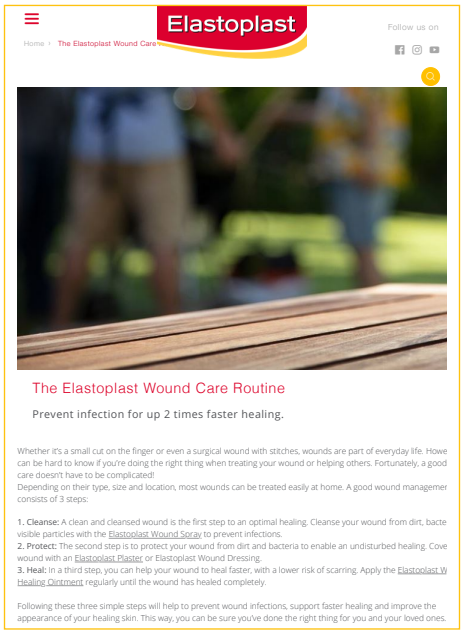

https://www.elastoplast.com.au/first-aid/wound-care/routine-home

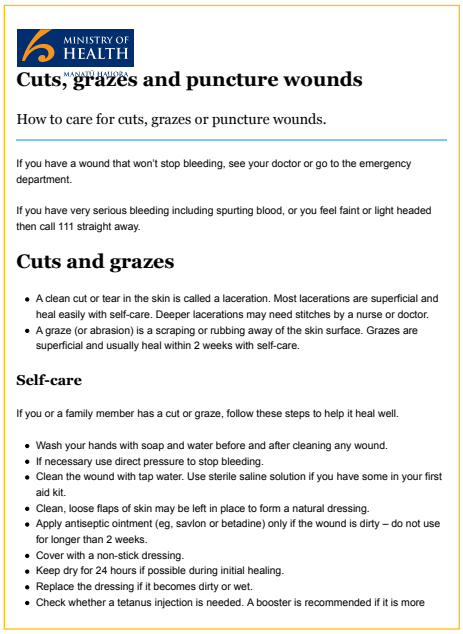

https://www.health.govt.nz/your-health/conditions-and-treatments/accidents-and-injuries/cuts-grazes-and-puncture-wounds

What can burn you?

Elastoplast Kids First Aid PROGRAMME

1. Colour in all the things you think could burn you.



2. List the unsafe situations you found.

Wounds

Elastoplast Kids First Aid PROGRAMME

1. Cut out the below images and follow instructions on next page.

Before you cut write a description of each.

Wounds

Elastoplast Kids First Aid PROGRAMME

2. With the images you have cut out – paste them in the correct order when treating a wound.

Matching the correct picture with your writing. Be prepared to explain your decisions to your teacher.

1.		
2.		
3.		
4.		

Additional Resources

Emergency information downloads

Fact sheet:
How to call 111

Calling emergency 111

CALL 111 FOR EMERGENCIES

NOTE: 111 calls are free. You can call this number on a mobile phone even if the phone is out of credit.

The operator will ask you which service you need and connect you to the right service.

Call 111 and ask for Police when:

- Someone is breaking into your house right now
- There is car accident where people might be hurt, or cars are blocking the road
- Someone has been assaulted and the offender is still there
- You are afraid for your safety and or for those around you
- You need an emergency Police response

If you can't decide if it's a real emergency and you're still worried, call 111 and ask us. We'll help you work out what to do.

Police receive **900,000** 111 calls a year. Around 20 per cent of those calls result in an emergency or immediate response (otherwise known as a P1 event, as illustrated by the red bar in the graph).

https://www.police.govt.nz/about-us/publication/111-emergency-resources-children

What is an Emergency?

Elastoplast Kids First Aid PROGRAMME

Circle all of the images that are real emergencies.



Additional Resources

Elastoplast Kids First Aid PROGRAMME

Video examples of emergency calls.



ASB in Schools
Calling 111

https://youtu.be/5D_tCydRgKQ

Fire and Emergency New Zealand
Various videos

https://fireandemergency.nz/teachers-and-schools/years-1-and-2-videos

Emergency Details

Elastoplast Kids First Aid PROGRAMME

1. In an emergency I should call the number:

_____ _____ _____

2. Name the three types of emergency services:

_____ _____ _____

3. Knowing your personal details is very important for emergency calls. Fill in your details below.

My name is: _____

My address is: _____

_____

My phone number is: _____

My parent/s or carer's name/s is/are:

_____

_____

Once you have completed the activity, take this home with you to stick on the fridge.

111 Role Play - Police

Elastoplast Kids First Aid PROGRAMME

Police





Teacher:
Police, fire, ambulance?

Ākonga:
Police

Teacher:
What area and town or suburb are you calling from?

Ākonga:
[insert area and town or suburb]

_____

Teacher:
What phone number are you calling from?

Ākonga:
[insert phone number]

_____

Teacher:
What is your emergency?

Ākonga:
[insert emergency]

_____

Teacher:
Where are you now?

Ākonga:
[recites the address]

_____

Teacher:
Okay, the police are on their way. Stay on the line. Can you tell me what the person looked like?

Ākonga:
[insert answer]

_____

Teacher:
Can you remember what kind of car they were driving?

Ākonga:
[insert answer]

_____

Teacher:
Are the police there yet?

Ākonga:
Yes, they are here.

Teacher:
Okay, you can hang up now. Great job!

111 Role Play - Fire

Elastoplast Kids First Aid PROGRAMME

Fire

Teacher:
Police, fire, ambulance?



Ākonga:
Fire

Teacher:
Fire emergency. What is the exact address of your emergency?

Ākonga:
[insert area and town or suburb]

_____

Teacher:
What's your name

Ākonga:
[insert name]

_____

Teacher:
Tell me exactly what's happening.

Ākonga:
[insert emergency]

_____

_____

_____

Teacher:
This is very important.
You need to get out of the house, away from the fire. Get down on your hands and knees. Crawl to the door and get outside.
Shut all the doors behind you.
Do you understand?

Ākonga:
Yes.

Teacher:
Okay. Hang up now and get out of the house.

111 Role Play - Ambulance

Elastoplast Kids First Aid PROGRAMME

Ambulance





Teacher:
Police, fire, ambulance?

Ākonga:
Ambulance

Teacher:
What area and town or suburb are you calling from?

Ākonga:
[insert area and town or suburb]
_____

Teacher:
What phone number are you calling from?

Ākonga:
[insert phone number]
_____

Teacher:
Where is your emergency?

Ākonga:
[recites their address]
_____

Teacher:
What is your emergency?

Ākonga:
[insert emergency]
_____

Teacher:
Okay, an ambulance is on its way. Stay on the line. Is [insert name] _____conscious?

Ākonga:
[insert answer]
_____

Teacher:
Is [insert name] _____ breathing?

Ākonga:
[insert answer]
_____

Teacher:
[motions for the paramedic ākonga to enter] Is the paramedic there yet?

Ākonga:
Yes, they are here.

Teacher:
Okay, you can hang up now. Great job!